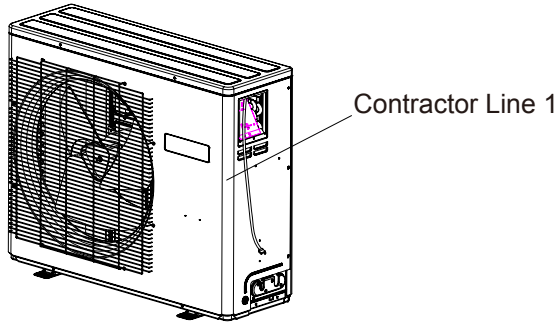


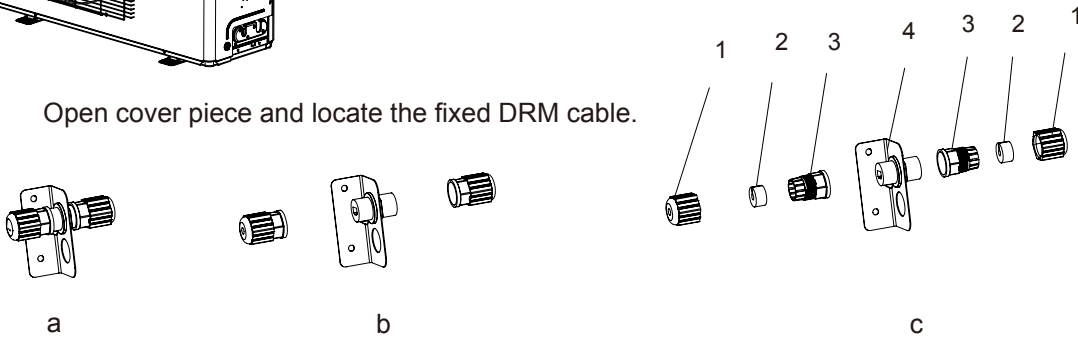
DRED INSTALLATION INSTRUCTION

1.



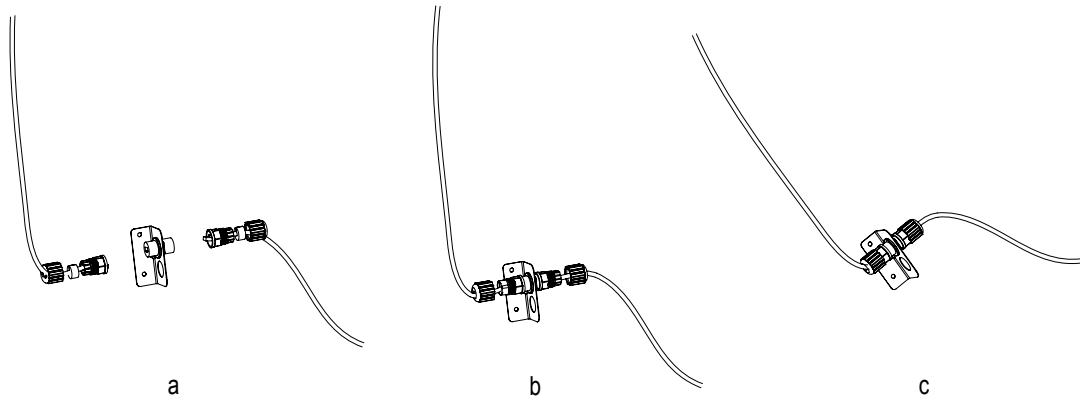
Open cover piece and locate the fixed DRM cable.

2.



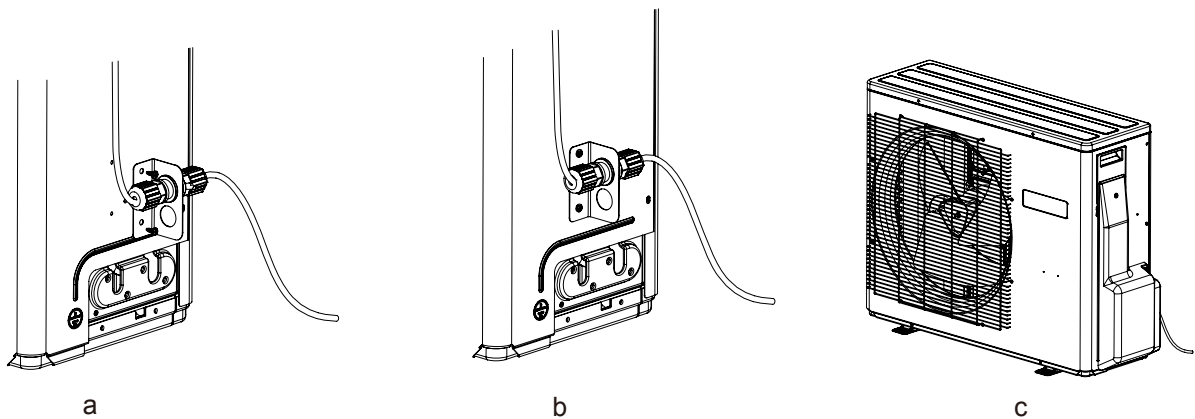
- a. Take out DRED module from indoor packing bag.
- b. Separate DRED module to 3 parts as shown.
- c. Continue to separate the DRED module to 7 parts as shown.

3.



- a. Fix Pin 1 for contractor supplied line through nut 1, seal ring 2, tapered cup nut 3 insert to stud 4.
- b. Repeat step 1 for fixed DRM line.
- c. Tighten the screw position on both sides.

4.



- a. Tighten the DRED module to right side plate.
- b. Tighten the screw .
- c. Refit the trim cover.