







NO.	FLOW	OPERATION
1	Remove top cover	
2	Remove elec-box cover	
3	Install Demand Signal wire	<div style="display: flex; justify-content: space-around;"> <div data-bbox="416 1055 914 1368">  </div> <div data-bbox="935 1055 1525 1435">  </div> </div> <p data-bbox="427 1361 831 1458"><u>Select connection by connecting to:</u> <u>1) Terminal Block, or</u> <u>2) RJ45 connection</u></p>
3	Lock the demand wire using p-lock	

4 Fit demand signal wire beside 4P-Terminal and close Ter-Cover



5 Fit demand signal wire to wire band (together with power cord wire).

